


Correct operation

■ Preparations

- Confirm that the suction port door is closed completely.
- Confirm that the power plug is inserted correctly into socket.
- Once the power ON/OFF switch is turned "ON", do not turn the switch OFF until day operation is completed.

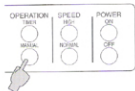


It is recommended that the power switch remain ON to make the most of the self-regeneration function of the optical catalyst.

Manual operation

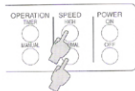
1 Press the manual operation switch.

* Be sure to fully press the switch.



2 Press the air flow switch, and select "High" or "Normal".

* Be sure to fully press the switch.



3 Turn "ON" the power ON/OFF switch.



4 After use, turn "OFF" the power ON/OFF switch.

